









# Survey Title: State of Health 1 Year Or More After Groin Hernia Surgery


Page 1



Q.1 Do you still have pain in the area of your hernia? Please select		
Answer		Count
None		6 (14%)
Constant		21 (48%)
Occasional		17 (39%)
People who answered question:		<b>44</b> (100%)
People who skipped question:		<b>0</b> (0%)



Q.2 If you still experience pain, is it		
Answer		Count
Severe		9 (24%)
Moderate		19 (50%)
Mild		10 (26%)
People who answered question:		<b>38</b> (86.4%)
People who skipped question:		<b>6</b> (13.6%)

Q.3 Is the pain severe enough to hinder your work or leisure activities?		
Answer		Count
Yes		28 (70%)
No		12 (30%)
People who answered question:		<b>40</b> (90.9%)
People who skipped question:		<b>4</b> (9.1%)

Q.4 If you are on painkillers, do these adequately control the pain?		
Answer		Count
Yes		9 (32%)

Q.4 If you are on painkillers, do these adequately control the pain?		
No		19 (68%)
People who answered question:		<b>28</b> (63.6%)
People who skipped question:		<b>16</b> (36.4%)

Q.5 Do you experience any numbness?		
Answer		Count
Yes		26 (62%)
No		16 (38%)
People who answered question:		<b>42</b> (95.5%)
People who skipped question:		<b>2</b> (4.5%)

Q.6 Do you experience any sexual dysfunction?		
Answer		Count
Yes		24 (56%)
No		19 (44%)
People who answered question:		<b>43</b> (97.7%)
People who skipped question:		<b>1</b> (2.3%)

Q.7 If you have any comments, please put them here		
People who answered question:		<b>25</b> (56.8%)
People who skipped question:		<b>19</b> (43.2%)

Q.8 Please enter today's date		
People who answered question:		<b>44</b> (100%)
People who skipped question:		<b>0</b> (0%)